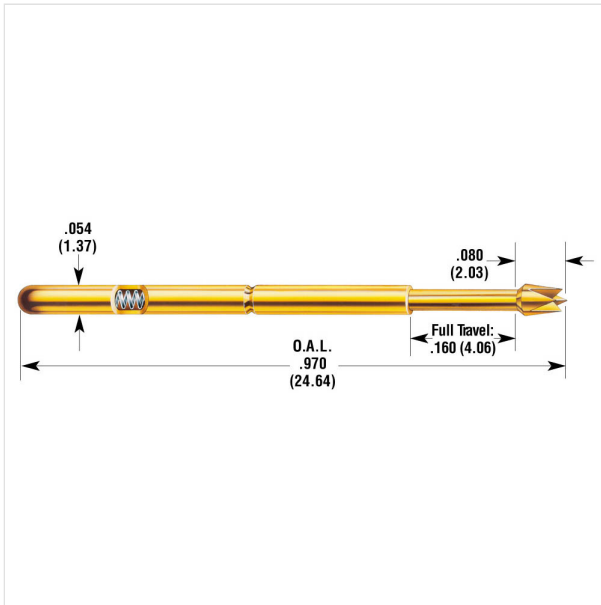


## EPA-2

Product Family: EPA

Ostby Barton: IP541



### Springs

**Force Type – Preload in oz (g) – Rec. Travel in oz (g) - Spring**

#### Material

Standard - 1.08 (31.00) - 3.50 (99.00) -

Alternate - 2.64 (75.00) - 6.50 (184.00) -

Ultra High - 4.09 (116.00) - 10.00 (283.00) -

### Body Type

Straight

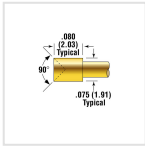
Pylon Bend

## TIPS:

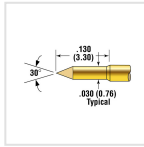
Tip Materials: BeCu

### Tips:

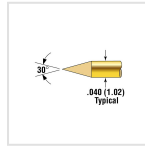
EPA-2A



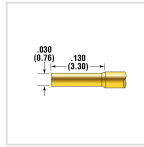
EPA-2B30



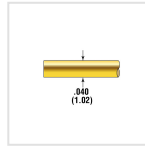
EPA-2B40



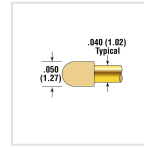
EPA-2C30



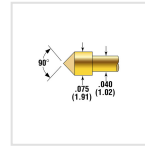
EPA-2C40



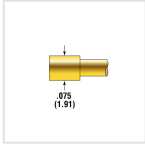
EPA-2D



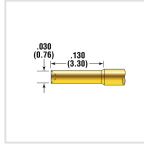
EPA-2E



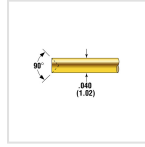
EPA-2F



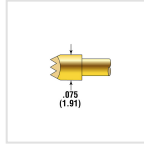
EPA-2G30



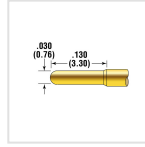
EPA-2G40



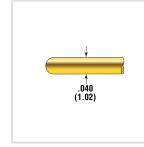
EPA-2H



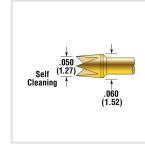
EPA-2J30



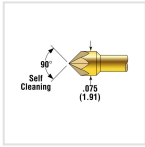
EPA-2J40



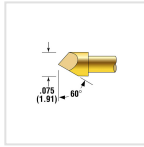
EPA-2L



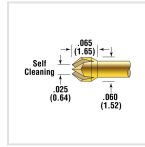
EPA-2P



EPA-2T

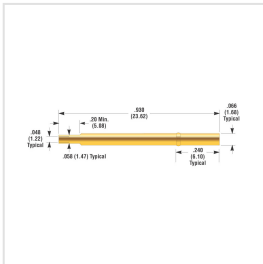


EPA-2X

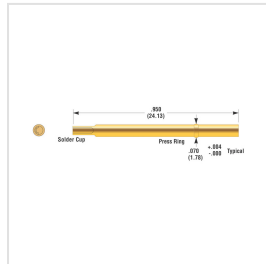


## Related Products:

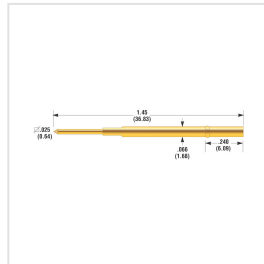
SPR-2W



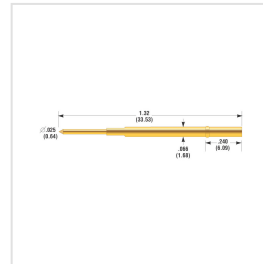
SPR-2W-1



SPR-2W-2



SPR-2W-3



SPR-2Y

